

# RoadRailer



# ***Simulations***



## **BCOL Dash 9 #4647 Repaint Manual**

# Notice Before Installing

This repaint pack requires the BNSF Dash 9 Loco add-on, which is available on Steam **here**:

<https://store.steampowered.com/app/208356/>

The BCOL Dash 9 #4647 Repaint comes with a VBScript file (labeled BCOLDash9-4647GEO.vbs) that automatically copies the GEO files from the default folders to its respective repaint folder. **The GEO files DO NOT come with the pack itself, as that involves piracy, which we tend to avoid.**

Before you begin installation, it is recommended that you backup your Railworks folder in case something goes wrong. Follow the instructions carefully, to ensure a smooth installation.

See "Installation" for instructions on how to install this pack.

# Installation

1. **First, launch the TS Utilities program from the Railworks directory**  
(located in C:\Program Files (x86)\Steam\SteamApps\common\RailWorks).

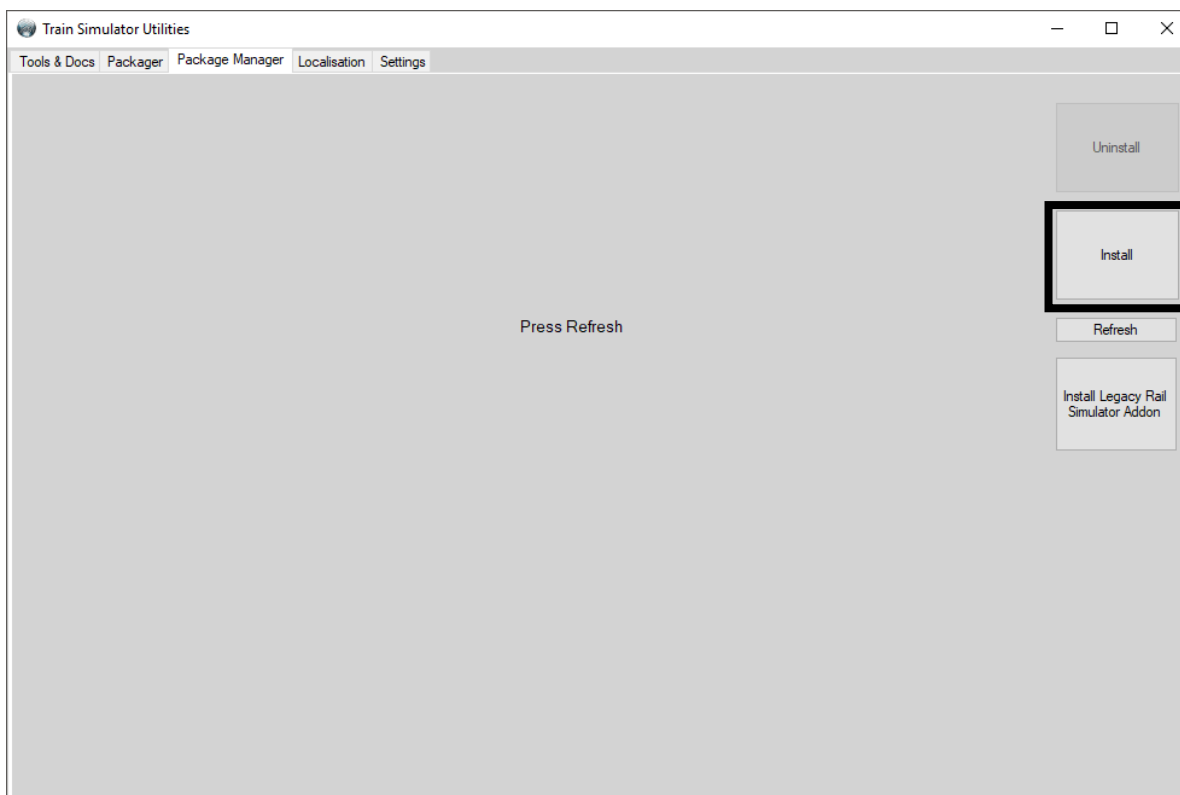
*If the system asks for permission by User Account Control, allow it.*



2. **Under the Package Manager tab, click "Install".**

Locate the file "BCOL Dash 9 #4647.rwp" in the main folder, and then click "Open".

The repaints (without the GEO files) and weather preset will be installed automatically.

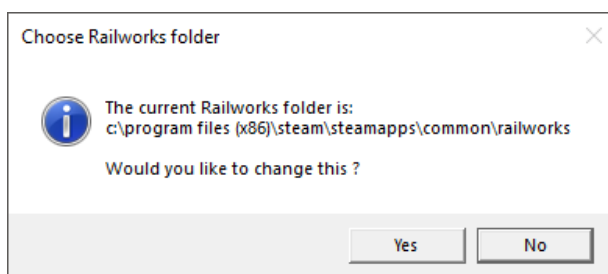


# Installation

The next part of the installation is to copy the default engine and cab view GEO files from the default Dash 9 folders and paste them into the respective repaint folders. Thanks to RWA member Chacal, he was kind enough to create a VBScript that'll do the "copy and paste" process for you, so manual installation is no longer necessary.

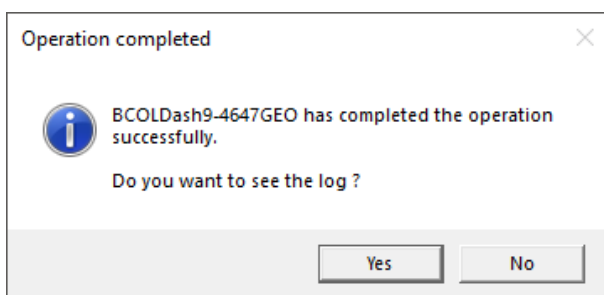
### 3. Locate and run the "BCOLDash9-4647GEO.vbs" script in the "Installation Files" folder (a Read Me for the VBScript is included with it).

Upon running, it will first ask for your Railworks directory:



Once you confirm the correct directory, the script will automatically copy the GEO files from the default folder to its respective repaint folder (BCOL\_4647).

If successful, you should get a "Success" message, like this:



Once installation is complete, launch Railworks, create a custom quick drive consist (or the bundled scenario), and if the repaint shows up, and you're all set!

NOTE: To use the blizzard weather preset in a scenario, you must check the "BCOL" folder under "RRS" in the scenario editor.

# Information

The General Electric Dash 9-44CW was originally built from 1993 to 2004, and was the start of the Dash 9 family. Design-wise, it was similar to its predecessor, the C40-8W, but it had an upgraded 4,400 HP engine and other upgraded features.

The C44-9W proved to be popular with North American railroads, and in total, over 2,500 units were built, with BNSF being the largest buyer.

BC Rail (British Columbia Railway) ordered 10 C44-9W units in BCOL's dark blue paint scheme, and went to Canadian National when the company purchased BC Rail in 2004. Today, all of the former BCOL C44-9W units retain their blue paint scheme, but now have been upgraded with E-bells. Only one unit was repainted in CN's paint scheme, #4647, after it received fire damage in 2012.

## **Locomotive Specifications:**

**Builder:** General Electric Transportation Systems

**Prime Mover:** GE 7FDL16

**Power Output:** 4,400 HP (3,281 kW)

**Weight:** ~400,000 lbs

**Length:** 73ft and 8in

**Braking:** Dynamic and Air Braking

**Maximum Speed:** 74 MPH

*(Sources: TheDieselShop and Wikipedia)*

# What's Included



**BCOL (CN) Dash 9 #4647**



## **Snowy Transfer to the "J"**

**Description:** Today you are in charge of continuing a transfer run with BCOL (CN) 4647 leading from Markham Yard to Eola Yard. The weather and adverse signals along the line should make this an interesting run.

**Difficulty:** Medium

**Duration:** 20 Minutes

(Scenario requires the Chicago Racetrack route, BNSF Dash 9 add-on, and the BCOL Dash 9 #4647 Repaint.)

# Credits

**Repaint Developed by**

Martin Ashwill

**Scenario Developed by**

StevenJam

**Copyright Notices**

CN (or Canadian National), along with the CN logo and paint schemes are trademarks of the Canadian National Railway.

DTG's Train Simulator is owned by Dovetail Games.